

VARIO2 Extreme Infra-Red Illuminators

rayTEC[®]



Extreme Durability

VARIO2 Extreme is rated for use in the harshest environmental conditions, including IP67, IK09, and increased protection against salinity, humidity and vibration.



VARIO Remote Control (optional)

Allows set up quickly and safely from ground level and provides access to advanced set up features. Reduces both cost and time of installation and commissioning.



VARIO Interchangeable Lens System

Angle of illumination from 10 - 120° can be easily, quickly and precisely adjusted by changing the VARIO holographic lens insert to match the specific camera field of view.



Hot-spot Reduction Technology (HRT)

The HRT system delivers a highly diffused, elliptical beam shape to deliver more light where it's needed most. Also prevents overexposure of foreground objects.

5 YEAR WARRANTY

All Raytec luminaires are provided with an industry leading 5 year warranty and have an expected useful life in excess of 10 years. See Warranty Statement for details.



Technical Specifications

	i8	i16
Max Distance	350m (1640ft)	500m (1640ft)
Consumption	42W	84W
Number of LEDs	24	48
Weight	1.65kg (3.6 lbs)	3.1kg (6.8lbs)
Dimensions	135 x 180 x 68.2mm (5" x 7" x 2.6" approx.)	180 x 277 x 75mm (7"x11"x2.9" approx.)
Angle	Standard pack includes 10° circular + 35° x 10° (fitted as standard) and 60° x 25° elliptical lenses. Additional optional lenses: 80° x 30°, 120° x 50°	
Input	24V AC/DC	24V AC/DC
Beam Shape	Elliptical with HRT (Hot-spot Reduction Technology)	
Beam Angle System	VARIO Interchangeable Lens System	
LED Type	Platinum Elite SMT LEDs	
Wavelength	Infra-Red 850nm	
Environmental Rating	IP67, IK09, Extreme Salinity, Extreme Humidity, Extreme Vibration	
Temperature Range	- 50° to +75°C (-58 to 167°F)	
Colour	Black	
Cable Length	2.5m	
Bracketry	U bracket included VUB Bracketry also available (Optional)	
Country of Manufacture	United Kingdom	

Integrated Command and Control Technology

Integrated Standard Features	<ul style="list-style-type: none"> • Power adjust from 20-100% • In-built photocell for automatic on/off operation • Photocell following output • Photocell sensitivity adjust • Telemetry input • LED status indicator provides status on performance of the unit • LED status indicator on/off • Disable programming mode
Advanced Features (accessed via VARIO remote control)	<ul style="list-style-type: none"> • Timer function (up to 30 mins) • Telemetry control • Remote Dimming • Restore factory default settings • Optional PIN to lock in settings and limit access • Remote Control can be disabled for improved security

POWERS – The Open Lighting Standard


Specifications and distances based on the POWERS lighting standard
For full POWERS data and A&E specifications please contact
sales@raytecled.com

Technical Specifications


PSU Configuration



PSU-VAR2-50W-2 (medium)



PSU-VAR2-100W-3 (large)



PSU-VAR2-150W-3 (x-large)

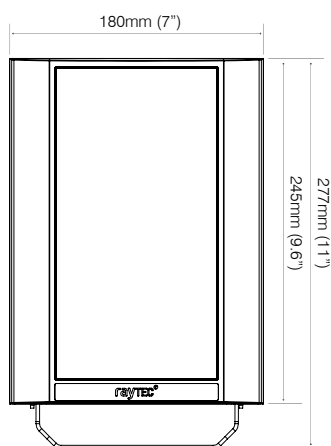
Illuminator Configurations	PSU-VAR2-50W-2 (medium)	PSU-VAR2-100W-3 (large)	PSU-VAR2-150W-3 (x-large)
Outputs	up to 2 x 24V DC O/P	up to 3 x 24V DC O/P	up to 3 x 24V DC O/P
Illuminators	up to 2 x VARIO 4 series up to 2 x VARIO 6 series 1 x VARIO 8 series	up to 3 x VARIO 4 series up to 3 x VARIO 6 series up to 2 x VARIO 8 series	up to 3 x VARIO 8 series
Other Illuminator options	up to 4 x VARIO 2 series*	up to 8 x VARIO 2 series* up to 4 x VARIO 4 series* up to 4 x VARIO 6 series* 1 x VARIO 16 series	up to 6 x VARIO 4 series* up to 6 x VARIO 6 series* 1 x VARIO 16 series

Please note: for medium, large and x-large PSUs powering an increased number of VARIO illuminators, the total power of the illuminators must not exceed the PSU max output.

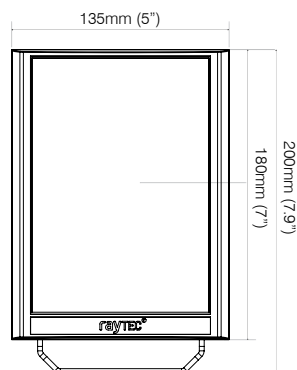

*Illuminator output cables may also need to be commoned together to suit the number of available glands.

Mixed model sizes of VARIO illuminators can be powered from the same PSU e.g. PSU-VAR2-50W-2 can also run 2 x VARIO 2 series and 1 x VARIO 4 series subject always to maximum PSU output

Product Dimensions



i16 series



i8 series

Product Codes

Part Codes	Description	Angles	Distances
VAR2-XTR-i8-1	VARIO2 Extreme i8, Infra-Red, with 3 angle options included, 24V AC/DC	10 x 10°	350m (1148ft)
		35 x 10° (fitted as standard)	165m (541ft)
		60 x 25°	95m (311ft)
		80 x 30° (optional)	70m (230ft)
		120 x 50° (optional)	45m (148ft)
VAR2-XTR-i16-1	VARIO2 Extreme i16, Infra-Red, with 3 angle options included, 24V AC/DC	10 x 10°	500m (1640ft)
		35 x 10° (fitted as standard)	250m (820ft)
		60 x 25°	135m (443ft)
		80 x 30° (optional)	105m (344ft)
		120 x 50° (optional)	65m (213ft)

Optional Parts

VAR-rc	Remote Control for any VARIO2 Illuminator (only 1 remote needed)
VAR-i16-LENS-8030	Individual i16 VARIO lens – 80°H x 30°V
VAR-i16-LENS-12050	Individual i16 VARIO lens – 120°H x 50°V
VAR-i8-LENS-8030	Individual i8 VARIO lens – 80°H x 30°V
VAR-i8-LENS-12050	Individual i8 VARIO lens – 120°H x 50°V

Disclaimer

The information provided in this document was accurate at the time of its creation. However, due to the evolving nature of our products and continuous improvements, there may be changes or updates that occur after its publication. For the most current and detailed information about our products, please contact our sales team at sales@raytecd.com.