

VARIO2

Single and Multi Panel White Light Illuminators



VARIO Interchangeable Lens System

Angle of illumination from 10 - 180° can be easily, quickly and precisely adjusted by changing the VARIO holographic lens insert to match the specific camera field of view.



VARIO Remote Control (optional)

Allows set up quickly and safely from ground level and provides access to advanced set up features. Reduces both cost and time of installation and commissioning.



Hot-spot Reduction Technology (HRT)

The HRT system delivers a highly diffused, elliptical beam shape to deliver more light where it's needed most. Also prevents overexposure of foreground objects.



Multiple Variants

VARIO2 illuminators are available in a range of different sizes to suit different applications and requirements.

5 YEAR WARRANTY

All Raytec luminaires are provided with an industry leading 5 year warranty and have an expected useful life in excess of 10 years. See Warranty Statement for details.



Technical Specifications - Single Panel Illuminators

Illuminator	w2	w4	w8	w16
Total Lumens	932lm	1863lm	3727lm	7453lm
Max Distance	60m (197ft)	110m (361ft)	180m (591ft)	250m (820ft)
Angle	Standard pack includes 10° circular + 35° x 10° (fitted as standard) and 60° x 25° elliptical lenses. Additional optional lenses: 80° x 30°, 120° x 50°			
Input	12/24V AC/DC			
Standby Power Draw (LEDs On)	0.4W			
Standby Power Draw (LEDs Off)	0.2W			
Consumption	11W	24W	42W	84W
Beam Shape	Circular or Elliptical with HRT (Hot-spot Reduction) Technology			
Beam Angle System	VARIO Interchangeable Lens System			
LED type	Platinum Elite SMT LEDs			
Number of LEDs	6	12	24	48
Wavelength	White-Light			
Colour Temperature	6000K~ (other options available)			
IP rating	IP66			
Temperature Range	-50° to +50°C (-58° to +122°F)			
Colour	Silver			
Weight	600g (1.3lbs)	950g (2.1lbs)	1.65kg (3.61lbs)	3.1kg (6.8lbs)
Dimensions	75 x 100 x 64mm (3"x4"x2.5")	100 x 135 x 66mm (4"x5"x2.5")	135 x 180 x 68mm (5"x7"x3")	180 x 277 x 75mm (7"x11"x2.9")
Cable Length	2.5m (8.2ft)			
Bracketry	U Bracket Included VUB Bracketry also available (Please contact Raytec for details)			
Country of Manufacture	United Kingdom			

Integrated Command and Control Technology

Integrated Standard Features

- In-built photocell for automatic on/off operation
- Photocell following contact
- Photocell sensitivity adjust
- Disable photocell
- Telemetry on/off

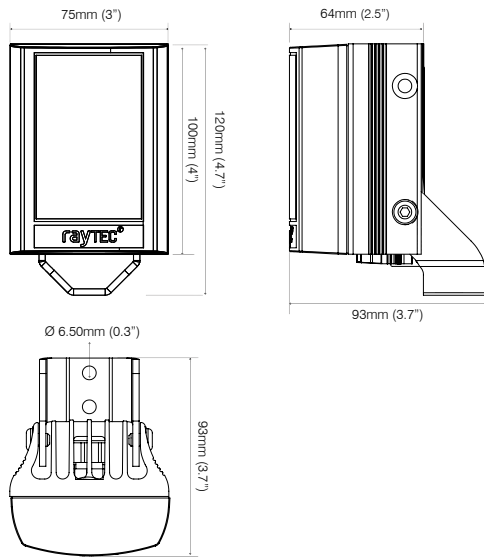
POWERS – The Open Lighting Standard

Specifications and distances based on the POWERS lighting standard.

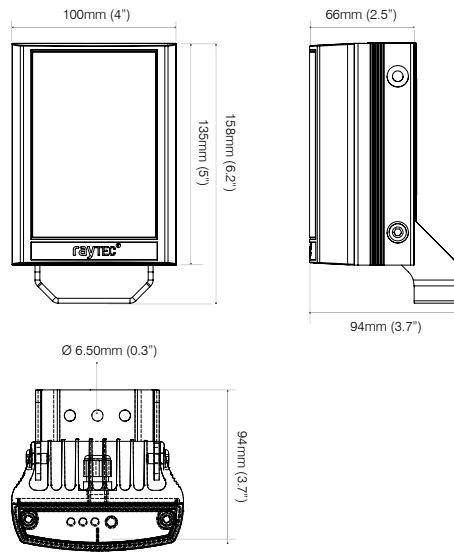
For full POWERS data and A&E specifications please contact sales@raytecltd.com

Product Dimensions - Single Panel Illuminators

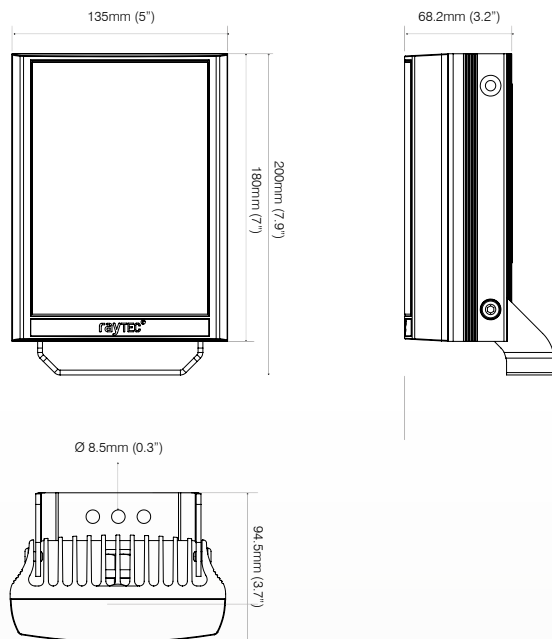
w2



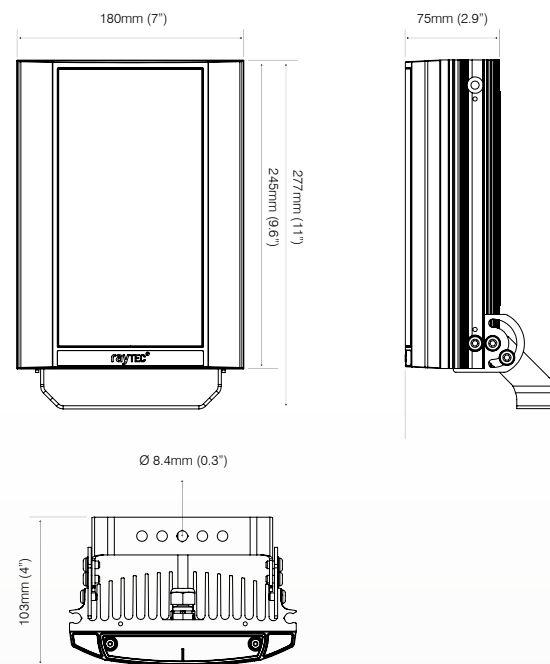
w4



w8



w16



Product Codes - Single Panel Illuminators

Part Codes	Description	Angles	Distances
VAR2-w2-1	VARIO 2 w2, White Light, with 3 angle options included, 12-24V	10 x 10°	60m (197ft)
		35 x 10° (Fitted as standard)	40m (131ft)
		60 x 25°	25m (82ft)
		80 x 30° (optional)	20m (66ft)
		120 x 50° (optional)	12m (39ft)
VAR2-w4-1	VARIO 2 w4, White Light, with 3 angle options included, 12-24V	10 x 10°	110m (361ft)
		35 x 10° (Fitted as standard)	65m (213ft)
		60 x 25°	35m (115ft)
		80 x 30° (optional)	25m (82ft)
		120 x 50° (optional)	18m (59ft)
VAR2-w8-1	VARIO 2 w8, White Light, with 3 angle options included, 12-24V	10 x 10°	180m (591ft)
		35 x 10° (Fitted as standard)	95m (312ft)
		60 x 25°	50m (164ft)
		80 x 30° (optional)	35m (115ft)
		120 x 50° (optional)	25m (82ft)
VAR2-w16-1	VARIO 2 w16, White Light, with 3 angle options included, 24V	10 x 10°	250m (820ft)
		35 x 10° (Fitted as standard)	125m (410ft)
		60 x 25°	70m (230ft)
		80 x 30° (optional)	48m (157ft)
		120 x 50° (optional)	35m (115ft)

Optional Parts

VAR-WX-lens-8030*	80 x 30° lens
VAR-WX-lens-12050*	120 x 50° lens
VAR-RC	Remote Control
VUB-WALL	Wall mount for any VARIO illuminator
VUB-POLE	Pole mount for any VARIO illuminator

*Replace X with lens size required

Technical Specifications - Multipanel Illuminators

Illuminator	w2-2	w4-2	w4-3	w8-2	w8-3
Total Lumens	1864lm per luminaire	3726lm per luminaire	5589lm per luminaire	7454lm per luminaire	11181lm per luminaire
Max Distance	90m (295ft)	155m (509ft)	190m (623ft)	254m (833ft)	311m (1020ft)
Angle	Standard pack includes 10° circular + 35° x 10° (fitted as standard) and 60° x 25° elliptical lenses. Additional optional lenses: 80° x 30°, 120° x 50°				
Input	12/24V AC/DC				
Consumption	22W	48W	72W	84W	126W
Beam Shape	Elliptical with HRT (Hot-spot Reduction) Technology				
Beam Angle System	VARIO Interchangeable Lens System				
LED type	Platinum Elite SMT LEDs				
Number of LEDs	12	24	36	48	72
Wavelength	White-Light				
IP rating	IP66				
Temperature Range	-50° to +50°C (-58°to +122°F)				
Colour	Silver				
Weight	1.5kg (3.3lbs)	2.25kg(5lbs)	3.75kg (8.3lbs)	4.5kg (9.9lbs)	6kg (13.2lbs)
Dimensions	159 x 144 x 63mm (6" x 5" x 2.5" approx)	209 x 178 x 67mm (8" x 7" x 3" approx)	318 x 182 x 67mm (12.5" x 7" x 3" approx)	279 x 223 x 68mm (11" x 9" x 3" approx)	423 x 226 x 68mm (17" x 9" x 3" approx)
Cable Length	2.5m (8.2ft)				
Bracketry	Adaptive illumination mounting bracket included				
Country of Manufacture	United Kingdom				

Integrated Command and Control Technology

Integrated Standard Features	<ul style="list-style-type: none">• Power adjust from 20-100%• In-built photocell for automatic on/off operation• Photocell following output• Photocell sensitivity adjust• LED status indicator provides status on performance of the unit• LED status indicator on/off• Disable programming mode
Advanced Features (accessed via VARIO remote control)	<ul style="list-style-type: none">• Timer function (up to 30 mins)• Telemetry control• Remote dimming• Restore factory default settings• Optional PIN to lock in settings and limit access• Remote Control can be disabled for improved security

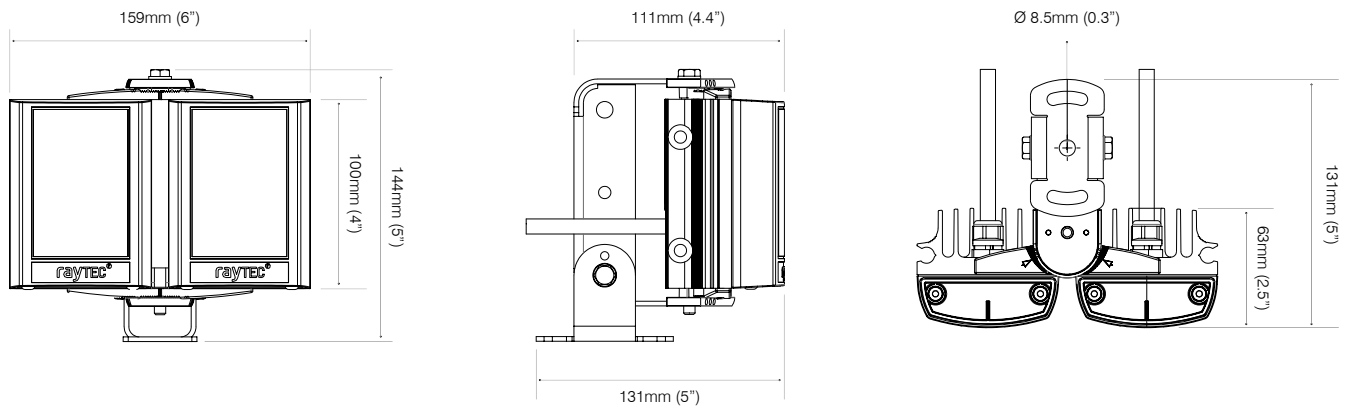
POWERS – The Open Lighting Standard

Specifications and distances based on the POWERS lighting standard.

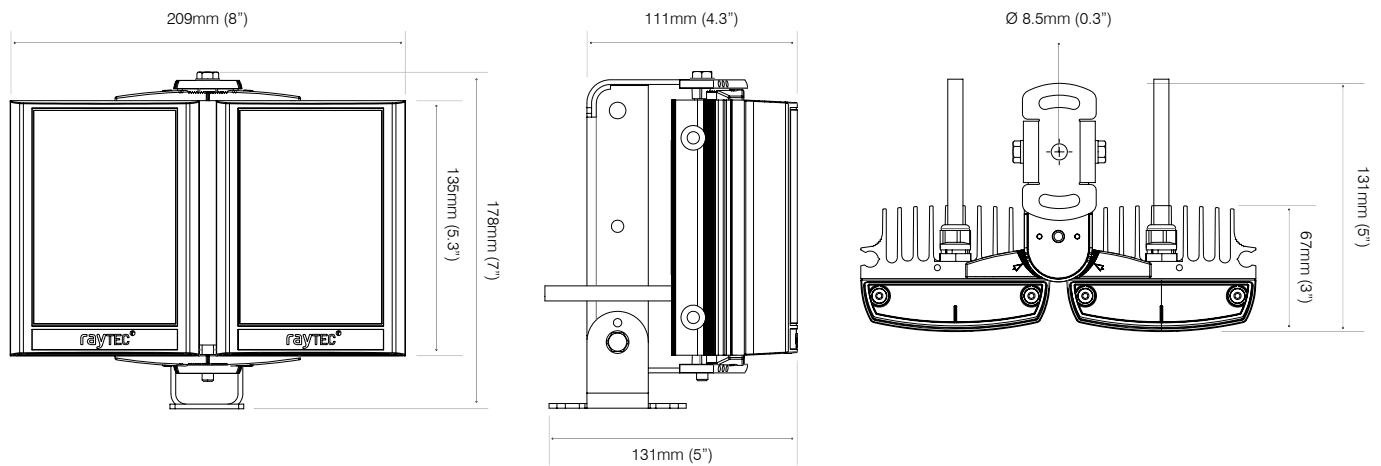
For full POWERS data and A&E specifications please contact sales@raytecltd.com

Product Dimensions - Multipanel Illuminators

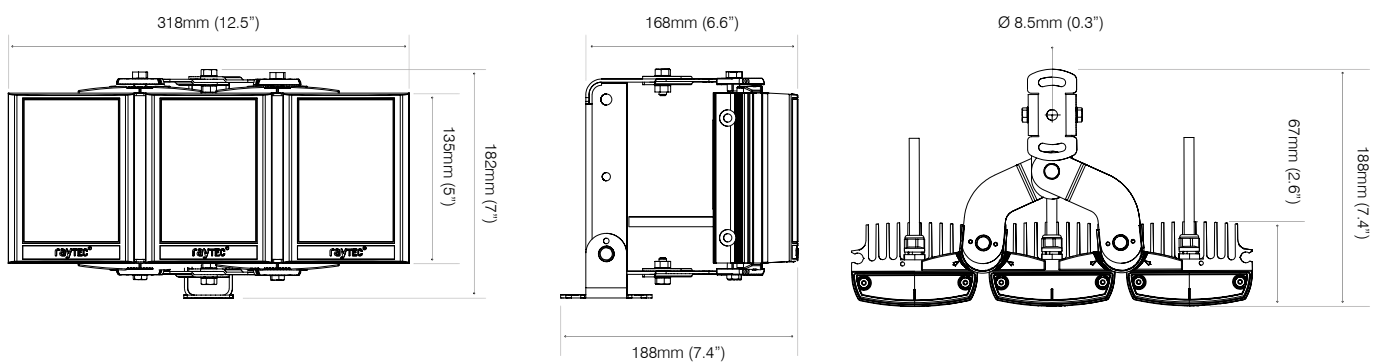
VAR2-w2-2



VAR2-w4-2

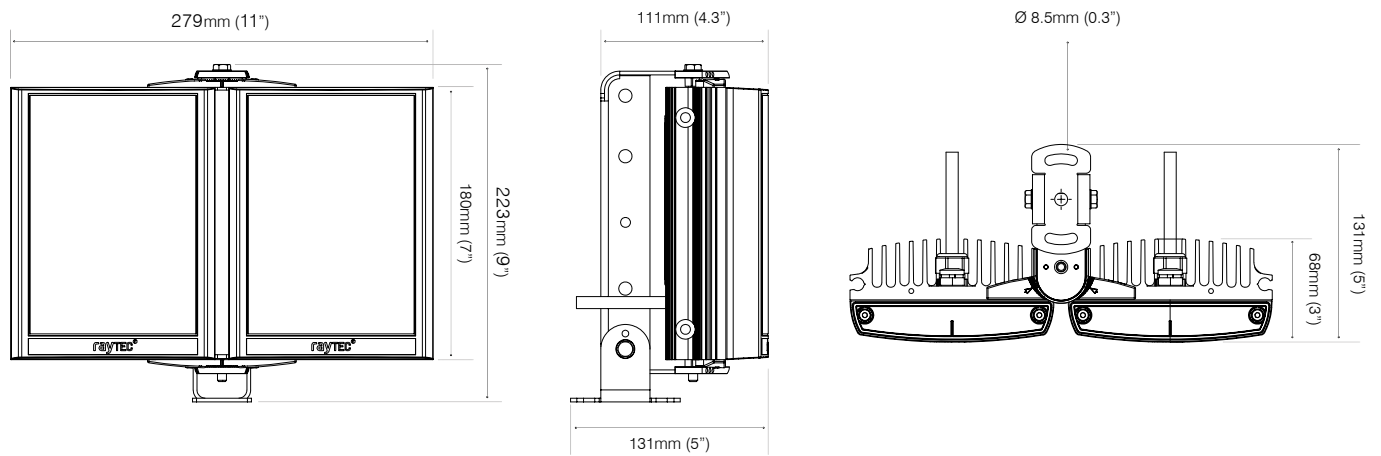


VAR2-w6-3

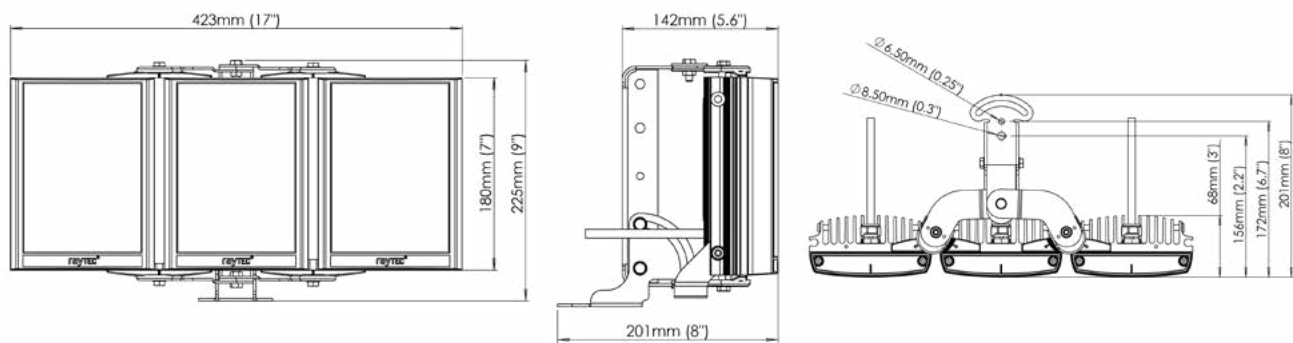


Product Dimensions - Multipanel Illuminators

VAR2-w8-2



VAR2-w8-3



Product Codes - Multipanel Illuminators

Part Codes	Description	Angles	Narrow Angle Distances	Wide Angle Distances
VAR2-w2-2	VARIO2 w2 -2 Adaptive Illumination double panel, standard pack 10° x10°, 35° x10° and 60° x 25° angles included, 12-24V AC/DC, silver, White - Light	10 x 10°	90m (295ft) at 10°	64m (210ft) at 20°
		35 x 10° (fitted as standard)	56m (184ft) at 35°	40m (131ft) at 70°
		60 x 25°	35m (115ft) at 60°	25m (82ft) at 120°
		80 x 30° (optional)	28m (92ft) at 80°	21m (69ft) at 140°
		120 x 50° (optional)	17m (56ft) at 120°	14m (46ft) at 180°
VAR2-w4-2	VARIO2 w4 -2 Adaptive Illumination double panel, standard pack 10° x10°, 35° x10° and 60° x 25° angles included, 12-24V AC/DC, silver, White - Light	10 x 10°	155m (509ft) at 10°	110m (361ft) at 20°
		35 x 10° (fitted as standard)	92m (302ft) at 35°	65m (213ft) at 70°
		60 x 25°	49m (161ft) at 60°	35m (115ft) at 120°
		80 x 30° (optional)	35m (115ft) at 80°	27m (89ft) at 140°
		120 x 50° (optional)	25m (82ft) at 120°	21m (69ft) at 180°
VAR2-w4-3	VARIO2 w4 - 3 Adaptive Illumination triple panel, standard pack 10° x10°, 35° x10° and 60° x 25° angles included, 12-24V AC/DC, silver, White - Light	10 x 10°	190m (623ft) at 10°	110m (361ft) at 30°
		35 x 10° (fitted as standard)	112m (367ft) at 35°	65m (213ft) at 105°
		60 x 25°	61m (200ft) at 60°	35m (115ft) at 180°
		80 x 30° (optional)	43m (141ft) at 80°	29m (95ft) at 180°
		120 x 50° (optional)	31m (102ft) at 120°	25m (82ft) at 180°
VAR2-w8-2	VARIO2 w8 -2 Adaptive Illumination double panel, standard pack 10° x10°, 35° x10° and 60° x 25° angles included, 12-24V AC/DC, silver, White - Light	10 x 10°	254m (833ft) at 10°	179m (587ft) at 20°
		35 x 10° (fitted as standard)	134m (440ft) at 35°	95m (312ft) at 70°
		60 x 25°	71m (233ft) at 60°	50m (164ft) at 120°
		80 x 30° (optional)	49m (161ft) at 80°	37m (121ft) at 140°
		120 x 50° (optional)	35m (115ft) at 120°	29m (95ft) at 180°
VAR2-w8-3	VARIO2 w8 - 3 Adaptive Illumination triple panel, standard pack 10° x10°, 35° x10° and 60° x 25° angles included, 12-24V AC/DC, silver, White-Light	10 x 10°	311m (1020ft) at 10°	180m (591ft) at 30°
		35 x 10° (fitted as standard)	164m (538ft) at 35°	95m (312ft) at 105°
		60 x 25°	87m (285ft) at 60°	50m (164ft) at 180°
		80 x 30° (optional)	61m (200ft) at 80°	40m (131ft) at 180°
		120 x 50° (optional)	43m (141ft) at 120°	35m (115ft) at 180°

Optional Parts

VAR-WX-lens-8030*	80 x 30° lens
VAR-WX-lens-12050*	120 x 50° lens
VAR-RC	Remote Control
VUB-WALL	Wall mount for any VARIO illuminator
VUB-POLE	Pole mount for any VARIO illuminator

*Replace X with lens size required

Technical Specifications



PSU-VAR2- 20W-1 (small) PSU-VAR2-50W-2 (medium) PSU-VAR2-100W-3 (large) PSU-VAR2-150W-3 (x-large)

Illuminator Configurations	PSU-VAR2-20W-1 (small)	PSU-VAR2-50W-2 (medium)	PSU-VAR2-100W-3 (large)	PSU-VAR2-150W-3 (x-large)
Outputs	1 x 24V DC O/P	up to 2 x 24V DC O/P	up to 3 x 24V DC O/P	up to 3 x 24V DC O/P
Illuminators	1 x VARIO 2 series plus aux output (max 8W)	up to 2 x VARIO 4 series up to 2 x VARIO 6 series 1 x VARIO 8 series	up to 3 x VARIO 4 series up to 3 x VARIO 6 series up to 2 x VARIO 8 series	up to 3 x VARIO 8 series
Other Illuminator options		up to 4 x VARIO 2 series*	up to 8 x VARIO 2 series* up to 4 x VARIO 4 series* up to 4 x VARIO 6 series* 1 x VARIO 16 series	up to 6 x VARIO 4 series* up to 6 x VARIO 6 series* 1 x VARIO 16 series

Please note: for medium, large and x-large PSUs powering an increased number of VARIO illuminators, the total power of the illuminators must not exceed the PSU max output.

*Illuminator output cables may also need to be commoned together to suit the number of available glands.

Mixed model sizes of VARIO illuminators can be powered from the same PSU e.g. PSU-VAR2-50W-2 can also run 2 x VARIO 2 series and 1 x VARIO 4 series subject always to maximum PSU output

Disclaimer

The information provided in this document was accurate at the time of its creation. However, due to the evolving nature of our products and continuous improvements, there may be changes or updates that occur after its publication. For the most current and detailed information about our products, please contact our sales team at sales@raytecltd.com.